



**District Report Card: 2017**


<b>State:</b> Arunachal Pradesh	<b>District:</b> Anjaw
<b>Class:</b> 8	<b>Subject:</b> Language
<b>Schools:</b> 17	<b>Students:</b> 206


**Participation/Coverage**


**Students**

<b>GENDER</b> 	Boys		Girls	
	Number	%	Number	%
	115	55.83	91	44.17

<b>AREA</b> 	Rural		Urban	
	Number	%	Number	%
	203	98.54	3	1.46

<b>CATEGORY</b> 	SC		ST		OBC		GEN	
	Number	%	Number	%	Number	%	Number	%
	5	2.43	168	81.55	2	0.97	31	15.05

<b>CWSN</b> 	LD	VI	HI	S&LD	ID	Oth
	0	0	1	0	1	1

<b>Management</b> 	Government		Government-aided	
	Number	%	Number	%
	182	88.35	24	11.65

**Average Performance of Students in Language (%)**

Overall	Gender		Area		Management		Social Group			
	Male	Female	Rural	Urban	Govt.	Aided	SC	ST	OBC	GEN
41.78	44.64	38.17	41.25	77.78	37.91	71.11	36.00	40.75	66.67	46.67

### Performance on Learning Outcomes (LOs)

Learning Outcomes	Description	Average Performance(%)
L813	Read textual/non-textual materials with comprehension and identifies the details, characters, main idea and sequence of ideas and events while reading	41.78

Range of Performance of Students who Answered Correctly							
Below 30%		30% - 50%		50% - 75%		Above 75%	
Number	%	Number	%	Number	%	Number	%
81	39.32	50	24.27	51	24.76	24	11.65

### Lowest Performing Learning Outcomes (LOs)

1 - Read textual/non-textual materials with comprehension and identifies the details, characters, main idea and sequence of ideas and events while reading (41.78)